

# Configurations for IHC Claims in CareRight


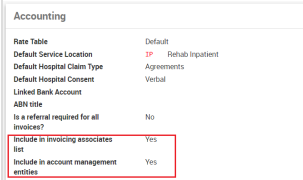
Last Modified on 15/08/2023 1:18 pm ACST

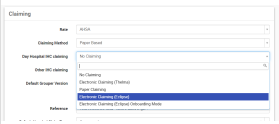
This article is part of the systems administration guide. You will require administration access to view the pages mentioned in this article.

In Hospital Claims (IHC) are the claims between Patient, Hospital, Health fund and Medicare for the in-hospital admissions or Procedures for accommodation, theatre charges etc...

Please refer to the [IHC Registration process](#) for instructions on how to register with Medicare, Health Funds or Thelma.

The checklist below walks you through the setup of IHC in the CareRight Billing and Claiming Module.

Special Note	Steps	Full Article	Specific & Mandatory Fields
<b>1st Time Set up only</b>  Note: Claims will be unsuccessful if Medicare Registration is not completed correctly.	1. Register for Medicare Online - To activate Eclipse Claim in CareRight.  <b>Note:</b> You need to be registered with Medicare before Claiming within CareRight can begin. Please contact Medicare if you have any questions.	<a href="#">Medicare Registration Information Pack</a>	Please contact Medicare Australia for full details on 1800 700 199.
	2. Contact Clintel for Medicare Online Module installation.		Please contact your designated Clintel Project Manager or raise a Redmine Ticket.
System Administration Configuration in CareRight			
<b>1st Time Set up only</b>	3. Hospital Location should have an <b>inpatient</b> service location and a unique <b>Hospital Provider</b> associated with this service location.  Provider with <b>Is a Hospital?</b> set to <b>Yes</b> is a Hospital Medical Provider.		
	4. Set <b>Include in invoicing associates list</b> and <b>Include in account management entities</b> should be <b>Yes</b> .		
	5. Item Types configuration: Item requires IHC should be of the type.		
	6. <b>Limit Items To Medical Provider Items When Invoicing (Yes/No):</b> Global setting to limit only Hospital Item numbers available for hospital provider to bill.	<a href="#">Global Setting</a>	
	7. Set Claim and Rate Contracts	<a href="#">Contracts</a>	

	8. Configure the Health Funds for claim type.	
--	---	---

